

DOOGAR & ASSOCIATES

Chartered Accountants

INDEPENDENT AUDITOR'S REPORT

To the Members of **Omaxe Housing and Developers Limited**

Report on the Financial Statements

We have audited the accompanying financial statements of **Omaxe Housing and Developers Limited** ("the Company"), which comprise the Balance Sheet as at March 31, 2014, and the Statement of Profit and Loss and Cash Flow Statement for the year then ended, and a summary of significant accounting policies and other explanatory information.

Management's Responsibility for the Financial Statements

Management is responsible for the preparation of these financial statements that give a true and fair view of the financial position, financial performance and cash flows of the Company in accordance with the accounting principles generally accepted in India, including accounting standards referred to in sub-section (3C) of section 211 of the Companies Act, 1956 ("the Act") read with the General Circular 15/2013 dated 13th September 2013 of the Ministry of Corporate affairs in respect of section 133 of the Companies Act, 2013. This responsibility includes the design, implementation and maintenance of internal control relevant to the preparation and presentation of the financial statements that give a true and fair view and are free from material misstatement, whether due to fraud or error.

Auditor's Responsibility

Our responsibility is to express an opinion on these financial statements based on our audit. We conducted our audit in accordance with the Standards on Auditing issued by the Institute of Chartered Accountants of India. Those Standards require that we comply with ethical requirements and plan and perform the audit to obtain reasonable assurance about whether the financial statements are free from material misstatement.

An audit involves performing procedures to obtain audit evidence about the amounts and disclosures in the financial statements. The procedures selected depend on the auditor's judgement, including the assessment of the risks of material misstatement of the financial statements, whether due to fraud or error. In making those risk assessments, the auditor considers internal control relevant to the Company's preparation and fair presentation of the financial statements in order to design audit procedures that are appropriate in the circumstances, but not for the purpose of expressing an opinion on the effectiveness of the Company's internal control. An audit also includes evaluating the appropriateness of accounting policies used and the reasonableness of the accounting estimates made by management, as well as evaluating the overall presentation of the financial statements.

We believe that the audit evidence we have obtained is sufficient and appropriate to provide a basis for our audit opinion.



Opinion

In our opinion and to the best of our information and according to the explanations given to us, the financial statements give the information required by the Act in the manner so required and give a true and fair view in conformity with the accounting principles generally accepted in India:

- (a) in the case of the Balance Sheet, of the state of affairs of the Company as at March 31, 2014;
- (b) in the case of the Statement of Profit and Loss, of the profit for the year ended on that date; and
- (c) in the case of the Cash Flow Statement, of the cash flows for the year ended on that date.

Report on Other Legal and Regulatory Requirements

1. As required by the Companies (Auditor's Report) Order, 2003 ("the Order") issued by the Central Government of India in terms of sub-section (4A) of section 227 of the Act, we give in the Annexure a statement on the matters specified in paragraphs 4 and 5 of the Order.
2. As required by section 227(3) of the Act, we report that:
 - a. we have obtained all the information and explanations which to the best of our knowledge and belief were necessary for the purpose of our audit;
 - b. in our opinion proper books of account as required by law have been kept by the Company so far as appears from our examination of those books;
 - c. the Balance Sheet, Statement of Profit and Loss, and Cash Flow Statement dealt with by this Report are in agreement with the books of account;
 - d. in our opinion, the Balance Sheet, Statement of Profit and Loss, and Cash Flow Statement comply with the Accounting Standards referred to in sub-section (3C) of section 211 of the Companies Act, 1956;
 - e. on the basis of written representations received from the directors as on March 31, 2014, and taken on record by the Board of Directors, none of the directors is disqualified as on March 31, 2014, from being appointed as a director in terms of clause (g) of sub-section (1) of section 274 of the Companies Act, 1956.
 - f. Since the Central Government has not issued any notification as to the rate at which the cess is to be paid under section 441A of the Companies Act, 1956 nor has it issued any Rules under the said section, prescribing the manner in which such cess is to be paid, no cess is due and payable by the Company.

Place: New Delhi
Date: 21 MAY 2014

For Doogar & Associates
Chartered Accountants
No. 000561N

FRN - 000561N
New Delhi
M. S. Agarwal
(Partner)
M.No. 086580

Annexure to the Auditors' Report

(Referred to paragraph 1 under Report on Other Legal and Regulatory Requirements of our report of even date to the members of Omaxe Housing and Developers Limited on the Financial Statements for the year ended 31st March, 2014)


- (i) The Company does not have any fixed assets.
- (ii) (a) According to the information and explanations given to us the inventory consists of projects in progress, construction material, development and other rights in identified land. Physically verification of inventory has been conducted at reasonable intervals by the management.
(b) In our opinion the procedure of physical verification of inventory followed by the management are reasonable and adequate in relation to the size of the Company and nature of its business.
(c) In our opinion the Company is maintaining proper records of inventory. No material discrepancies were noticed on physical verification of inventory as compared to book records.
- (iii) The Company has neither granted nor taken any loans, secured or unsecured to or from companies, firms or other parties covered in the register maintained under section 301 of the companies Act, 1956. Accordingly, the provisions of clause 4(iii)(a) to (g) of the Order are not applicable to the Company.
- (iv) In our opinion and according to the information and explanations given to us, there is adequate internal control system commensurate with the size of the Company and the nature of its business with regard to purchase of inventory and with regards to the sale of goods and services. During the course of our audit, we have not observed any continuing failure to correct major weakness in internal controls.
- (v) (a) In our opinion and according to the information and explanations given to us, the transactions that need to be entered into the register required to be maintained in pursuance of section 301 of The Companies Act, 1956 have been so entered.
(b) In our opinion and according to the information and explanations given to us, transactions made in pursuance of contracts or arrangements entered into the register required to be maintained in pursuance of section 301 of the Act have been made, other than the transactions for which comparable prices are not available, at prices which are reasonable having regard to the prevailing market prices at the relevant time.
- (vi) In our opinion, the Company has not accepted any deposits from public, hence, the provisions of sections 58A, 58AA or any other relevant provisions of the Companies Act, 1956 and the Companies (Acceptance of Deposits) Rules, 1975 are not applicable to the Company.
- (vii) The Company has in-house internal audit system which, in our opinion, is commensurate with the size of the Company and the nature of its business.
- (viii) As informed to us, the Company (Cost Accounting Records) Rules, 2011 as prescribed by the Central Government under clause (d) of sub-section (1) of section 209 of the Companies Act, 1956 is not applicable in respect of the Company. Accordingly clause 4(viii) of the Order is not applicable to the Company.
- (ix) (a) According to the records of the Company, provident fund, employees' state insurance, income tax, sales tax, work contract tax, wealth tax, service tax, cess and other applicable material undisputed statutory dues have generally been deposited regularly during the year with the appropriate authorities and there are no arrears of outstanding statutory dues as at the last day of the financial year concerned, for a period of more than six months from the date they became payable.



- (b) According to the information and explanations given to us, there are no dues of provident fund, employees' state insurance, income tax, sales tax, work contract tax, wealth tax, service tax, cess and other applicable material statutory dues which have not been deposited as on March 31, 2014 on account of any dispute.
- (x) The Company does not have any accumulated losses as at March 31, 2014 and has not incurred cash losses during the financial year covered by our audit or in the immediately preceding financial year.
- (xi) In our opinion and according to the information and explanations given to us, the Company has not taken any loan from financial institutions or banks during the year.
- (xii) In our opinion and according to the information and explanations given to us, no loans and advances have been granted by the Company on the basis of security by way of pledge of shares, debentures and other securities.
- (xiii) The Company is not a chit fund or nidhi / mutual benefit fund / society, accordingly, the provisions of clause 4(xiii) of the Companies (Auditors Report) Order, 2003 are not applicable to the Company.
- (xiv) The Company is not dealing in or trading in shares, securities, debentures and other investments. Accordingly, the provisions of clause 4(xiv) of the Companies (Auditors Report) Order, 2003 are not applicable to the Company.
- (xv) According to the information and explanations given to us, the Company has given guarantees on behalf of its holding Company . The terms and conditions are not prima-facie prejudicial to the interest of the Company.
- (xvi) According to the information and explanations given to us and records examined by us, no term loans have been raised during the year.
- (xvii) On the basis of an overall examination of the balance sheet of the Company, in our opinion and according to the information and explanations given to us, there are no funds raised on a short-term basis, which have been used for long-term investment.
- (xviii) The Company has not made preferential allotment of shares to the parties covered in register maintained under section 301 of the Companies Act, 1956.
- (xix) According to the information and explanations given to us , the Company has not issued any debentures during the year .
- (xx) The Company has not raised money by way of public issues during the year .
- (xxi) During the course of audit carried out and according to the information and explanations given to us, no material fraud on or by the Company has been noticed or reported during the year.

Place: New Delhi
Date : 21 MAY 2014

For Doogar & Associates
Chartered Accountants
Reg. No. 000561N



M. S. Agarwal
M. S. Agarwal
(Partner)
M.No. 086580

Balance Sheet as at March 31, 2014

(Amount in Rupees)


Particulars	Note No.	As at March 31, 2014	As at March 31, 2013
I. EQUITY AND LIABILITIES			
Shareholders' funds			
Share capital	1	22,621,650.00	22,621,650.00
Reserves and surplus	2	28,438,109.96	26,887,136.50
		51,059,759.96	49,508,786.50
Non-current liabilities			
Other Long term liabilities	3	5,229,070.55	87,931.20
Current liabilities			
Trade payables	4	46,453,257.00	52,843,851.59
Other current liabilities	5	80,221,748.78	56,985,529.61
		126,675,005.78	109,829,381.20
TOTAL		182,963,836.29	159,426,098.90
II ASSETS			
Non-current assets			
Long term loans and advances	9	7,789,031.00	10,334,768.00
Other non-current assets	10	21,520,366.00	30,674,556.57
		29,309,397.00	41,009,324.57
Current assets			
Inventories	6	71,222,230.27	100,218,265.40
Trade receivables	7	1,066,524.22	9,225,075.07
Cash and bank balance	8	14,876,666.32	4,705,203.38
Short term loans and advances	9	66,466,627.56	4,268,230.48
Other current assets	10	22,390.92	-
		153,654,439.29	118,416,774.33
TOTAL		182,963,836.29	159,426,098.90
Significant accounting policies	A		
Notes on financial statements	1-26		

The notes referred to above forms an integral part of financial statements.


As per our report of even date attached
 For and on behalf of
Doogar & Associates
 Chartered Accountants
 Reg No.000561N

For and on behalf of the Board of Directors


M.S. Agarwal
 Partner
 M.No. 86580




Mukesh Goel
 (Director)
 DIN: 03560939


Pavan Agarwal
 (Director)
 DIN: 02295157

Place : New Delhi
 Date : 21 MAY 2014


OMAXE HOUSING AND DEVELOPERS LIMITED
 Regd. Office: 7, Local Shopping Centre, Kalkaji, New Delhi -110019
 CIN: U54201DL2000PLC107939
Statement of Profit and Loss for the year ended March 31, 2014


(Amount in Rupees)

Particulars	Note No.	Year ended March 31, 2014	Year ended March 31, 2013
Revenue			
Revenue from operations	11	38,326,707.88	1,732,347.07
Other Income	12	3,212,813.80	2,633,886.98
Total Revenue		41,539,521.68	4,366,234.05
Expenses			
Cost of material consumed, construction & other related project cost	13	7,100,210.19	1,755,769.98
Changes In inventories of projects in progress	14	27,670,481.09	(323,178.72)
Finance costs	15	206,953.00	231,187.00
Other expenses	16	4,302,872.94	780,549.00
Total Expenses		39,280,517.22	2,444,327.26
Profit before tax		2,259,004.46	1,921,906.79
Tax expense:			
Current tax		714,876.00	606,711.00
Tax adjustments for earlier years		(6,845.00)	35,420.00
		708,031.00	642,131.00
Profit for the year		1,550,973.46	1,279,775.79
Earnings per equity share-Basic & diluted (Face value of Rs 10 each)	23	0.69	0.57
Significant accounting policies	A		
Notes on financial statements	1-26		


The notes referred to above form an integral part of financial statements.

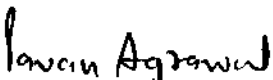
As per our report of even date attached
 For and on behalf of
Doogar & Associates
 Chartered Accountants
 Reg No.000561N


M.S. Agarwal
 Partner
 M.No. 86580



For and on behalf of the Board of Directors


Mukesh Goel
 (Director)
 DIN: 03560939


Pavan Agarwal
 (Director)
 DIN: 02295157

Place : New Delhi
 Date : 21 MAY 2014

OMAXE HOUSING AND DEVELOPERS LIMITED

Regd. Office: 7, Local Shopping Centre, Kalkaji, New Delhi -110019

CIN: U54201DL2000PLC107939

Cash Flow Statement for the year ended March 31,2014


(Amount in Rupees)


Particulars	Year ended March 31,2014	Year ended March 31,2013
A) Cash flow from operating activities		
Profit for the year before tax	2,259,004.46	1,921,906.79
Adjustments for :		
Interest income	(3,022,081.35)	(2,633,885.53)
Interest and finance charge	582,082.00	231,187.00
Liabilities no longer required written back (net)	(190,729.00)	-
Operating profit before working capital changes	(371,723.89)	(480,791.74)
Adjustments for Working capital		
Inventories	28,996,035.13	12,559.26
Trade Receivables	8,158,550.85	1,679,062.79
Loans and advances	(62,198,397.08)	(4,092,526.47)
Trade payables and other liabilities	22,177,492.93	(5,223,433.99)
	(2,866,318.17)	(7,624,338.41)
Cash generated from/(used in) operating activities	(3,238,042.06)	(8,105,130.15)
Direct tax refund (net)	1,837,706.00	220,937.00
Net cash generated from/(used in) operating activities (A)	(1,400,336.06)	(7,884,193.15)
B) Cash flow from investing activities		
Movement in fixed deposits(net)	(875,693.00)	4,260,097.00
Interest received on bank Deposits and Others	1,354,307.00	3,262,494.00
Net cash generated from/(used in) Investing activities (B)	478,614.00	7,522,591.00
C) Cash flow from financing activities		
Interest and finance charges paid	(582,082.00)	(231,187.00)
Net cash (used in)/generated from financing activities (C)	(582,082.00)	(231,187.00)
Net (decrease) / increase in cash and cash equivalents (A+B+C)	(1,503,804.06)	(592,789.15)
Opening balance of cash and cash equivalents	4,705,203.38	5,297,992.54
Closing balance of cash and cash equivalents	3,201,399.32	4,705,203.38

Note 1 :The above cash flow statement has been prepared under the 'Indirect Method' as set out in the Accounting Standard 3 'Cash Flow Statements'.

As per our report of even date attached

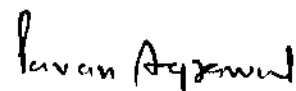
For and on behalf of
Doogar & Associates
Chartered Accountants
Reg.No 000561N


M.S. Agarwal
Partner
M.No. 86580



For and on behalf of the Board of Directors


Mukesh Goel
(Director)
DIN: 83560939


Pavan Agarwal
(Director)
DIN: 02295157

Place: New Delhi

Date : **21 MAY 2014**

Notes to financial statements for the year ended March 31, 2014

A. Significant accounting policies

a. Basis of preparation of financial statements

The financial statements are prepared under historical cost convention in accordance with the Accounting Principles Generally Accepted in India ("Indian GAAP") and the provisions of Companies Act 1956

b. Use of estimates

The preparation of financial statements in conformity with the Generally Accepted Accounting Principles requires management to make estimates and assumptions that affect the reported amounts of assets and liabilities and the disclosure of contingent liabilities on the date of the financial statements. Actual results could differ from those estimates. Any revision to accounting estimates is recognized prospectively in current and future periods.

c. Fixed assets

Fixed assets are stated at historical cost less accumulated depreciation. Cost includes purchase price and all other attributable cost to bring the assets to its working condition for the intended use

d. Depreciation

Depreciation on fixed assets is provided on written down value method in the manner and rates prescribed in Schedule XIV to the Companies Act, 1956 except in the case of steel shuttering and scaffolding material, which is treated as part of plant and machinery where the estimated useful life based on technical evaluation has been determined as five years

e. Borrowing costs

Borrowing cost that are directly attributable to the acquisition or construction of a qualifying asset (including real estate projects) are considered as part of the cost of the asset/project. All other borrowing costs are treated as period cost and charged to the statement of profit and loss in the year in which incurred.

f. Impairment of assets

The Company assesses at each balance sheet date whether there is any indication that an asset may be impaired. If any such indication exists the Company estimates the recoverable amount of the asset. If such recoverable amount of the asset or the recoverable amount of the cash-generating unit to which the asset belongs is less than its carrying amount the carrying amount is reduced to its recoverable amount. The reduction is treated as an impairment loss and is recognized in the statement of profit and loss.

g. Inventories

i. Building material and consumable stores are valued at cost, which is determined on the basis of the 'First in First out' method

ii. Land is valued at cost, which is determined on average method. Cost includes cost of acquisition and all other related costs incurred.

iii. Completed real estate project for sale is valued at lower of cost or net realizable value. Cost includes cost of land, materials, services and other related overheads

h. Projects in progress

Projects in progress are valued at cost. Cost includes cost of land, materials, construction, services, borrowing costs and other overheads relating to the project.

i. Revenue recognition

i. Real estate projects

Revenue from real estate projects is recognized on the 'Percentage of Completion method' (POC) of accounting.

Revenue under the POC method is recognized on the basis of percentage of actual costs incurred, including land, construction and development cost of projects under execution subject, to such actual cost being 30 percent or more of the total estimated cost of projects.

The stage of completion under the POC method is measured on the basis of percentage that actual costs incurred on real estate projects including land, construction and development cost bears to the total estimated cost of the project.

Effective from 1st April 2012, in accordance with the "Guidance Note on Accounting for Real Estate Transactions (Revised) 2012" (referred to as "Guidance Note"), all projects commencing on or after the said date or projects where revenue is recognised for the first time on or after the said date, Revenue from real estate projects is recognised on Percentage of Completion (POC) method provided the following conditions are met:-

1. All critical approvals necessary for commencement of the project have been obtained.
2. The expenditure incurred on construction and development is not less than 25% of the total estimated construction and development cost.
3. At least 25% of the salable project area is secured by way of contracts or agreements with buyers.
4. At least 10% of the total revenue as per the agreement of sale or any other legally enforceable document are realised at the reporting date in respect of each of the contracts and it is reasonable to expect that the parties to such contracts will comply with the payment terms as defined in the respective contracts.

The estimates of the projected revenues, projected profits, projected costs, cost to completion and the foreseeable loss are reviewed periodically by the management and any effect of changes in estimates is recognized in the period in which such changes are determined.

Unbilled revenue represents revenue recognized based on percentage of completion method over and above amount due as per payment plan agreed with the customers. Amount received from customers which exceeds the cost and recognized profits to date on projects in progress, is disclosed as advance received from customers under other current liabilities. Any billed amount against which revenue is recognised but amount not collected is considered as trade receivable.

ii. Interest due on delayed payments by customers is accounted on receipts basis due to uncertainty of recovery of the same.

j. Accounting for taxes on income

i.) Provision for current tax is made based on the tax payable under the Income Tax Act 1961


ii.) Deferred tax on timing differences between taxable and accounting income is accounted for using the tax rates and the tax laws enacted or substantially enacted as on the balance sheet date. Deferred tax Assets are recognized only when there is a reasonable certainty of their realization wherever there are unabsorbed depreciation or carried forward losses under Tax laws Deferred Tax assets are recognized only to the extent that there is virtual certainty of their realization

k. Provisions contingent liabilities and contingent assets

A provision is recognized when:

- i.) the Company has a present obligation as a result of a past event;
- ii.) it is probable that an outflow of resources embodying economic benefits will be required to settle the obligation; and
- iii.) a reliable estimate can be made of the amount of the obligation.

A disclosure for a contingent liability is made when there is a possible obligation or a present obligation that may but probably will not require an outflow of resources. Where there is a possible obligation or a present obligation that the likelihood of outflow of resources is remote no provision or disclosure is made.



2

I. Operating lease

Lease arrangements where the risk and rewards incident to ownership of an assets substantially vest with the lessor are recognized as operating lease. Lease rent under operating lease are charged to statement of profit and loss on a straight line basis over the lease term.

m. Earnings Per Share

Basic earnings per share are calculated by dividing the net profit or loss for the year attributable to equity shareholders by the weighted average number of equity shares outstanding during the year. For the purpose of calculating diluted earnings per share the net profit or loss for the year attributable to equity shareholders and the weighted average number of shares outstanding during the period are adjusted for the effects of all dilutive potential equity shares.

1. SHARE CAPITAL

(Amount in Rupees)

Particulars	As at March 31, 2014		As at March 31, 2013	
	Number	Amount in rupees	Number	Amount in rupees
Authorised				
5,000,000 (5,000,000) Equity Shares of Rs.10 each		50,000,000.00		50,000,000.00
		50,000,000.00		50,000,000.00
Issued, Subscribed & Paid up				
2,262,165 (2,262,165) Equity Shares of Rs.10 each fully paid up		22,621,650.00		22,621,650.00
		22,621,650.00		22,621,650.00

(Figures in Bracket represent those of previous year)

1.1 Reconciliation of number of shares outstanding at the beginning and at the end of the year

Particulars	As at March 31, 2014		As at March 31, 2013	
	Number	Amount in rupees	Number	Amount in rupees
Equity Shares of Rs 10 each fully paid				
Shares outstanding at the beginning of the year	2,262,165	22,621,650	2,262,165	22,621,650
Shares Issued during the year	-	-	-	-
Shares bought back during the year	-	-	-	-
Shares outstanding at the end of the year	2,262,165	22,621,650	2,262,165	22,621,650

1.2 Terms / rights attached to equity shares

The company has only one class of equity shares having a par value of Rs 10/- per share. Each holder of equity shares is entitled to one vote per share. The company declares and pays dividends in Indian rupees. The dividend proposed by the Board of Directors is subject to the approval of the shareholders in the ensuing Annual General Meeting. In the event of liquidation of the company, the holders of equity shares will be entitled to receive remaining assets of the company, after distribution of all preferential amounts. The distribution will be in proportion to the number of equity shares held by the share holders.

1.3 Shares held by holding / Ultimate holding company and / or their subsidiaries and associates

(Amount in Rupees)

Particulars	As at March 31, 2014		As at March 31, 2013	
	Number	Amount in rupees	Number	Amount in rupees
Omaxe Limited	2,262,165	22,621,650.00	2,262,165	22,621,650.00
	2,262,165	22,621,650.00	2,262,165	22,621,650.00

1.4 Details of shareholders holding more than 5% shares in equity capital of the company

Particulars	As at March 31, 2014		As at March 31, 2013	
	Number	% of holding	Number	% of holding
Omaxe Limited	2,262,165	100%	2,262,165	100%

The aforesaid disclosure is based upon percentages computed as at the balance sheet date. As per records of the company including its register of shareholders / members and other declarations received from shareholders regarding beneficial interest the above shareholding represents both legal and beneficial ownerships of shares.

1.5. The company has not reserved any shares for issue under options and contracts/commitments for the sale of shares/disinvestments.

1.6 The company has not allotted any fully paid up shares pursuant to contract(s) without payment being received in cash. The Company has neither allotted any fully paid up shares by way of bonus shares nor has bought back any class of shares since the date of its incorporation.

2. RESERVES & SURPLUS

(Amount in Rupees)

Particulars	As at March 31, 2014		As at March 31, 2013	
	Number	Amount in rupees	Number	Amount in rupees
Surplus as per Statement of Profit & Loss				
Balance at the beginning of the year		26,887,136.50		25,607,360.71
Add: Net profit for the current year		1,550,973.46		1,279,775.79
Balance at the end of the year		28,438,109.96		26,887,136.50

3. OTHER LONG TERM LIABILITIES

(Amount in Rupees)

Particulars	As at March 31, 2014		As at March 31, 2013	
	Number	Amount in rupees	Number	Amount in rupees
Other non current liabilities (refer note no. 5)		5,229,070.55		87,931.20
		5,229,070.55		87,931.20



Handwritten signature and scribbles.

4. TRADE PAYABLE

(Amount in Rupees)

Particulars	As at March 31, 2014		As at March 31, 2013	
	Non Current	Current	Non Current	Current
Trade Payables				
- due to micro small & medium enterprises*	-	-	-	-
- holding company#	-	-	6,301,074.59	-
- fellow subsidiary company#	-	-	1,780,970.00	-
- others	-	46,453,257.00	44,761,807.00	-
# Due to Omaxe Limited Rs. Nil (Rs.63,01,074.59) and Jagdamba Contractors and Builders Limited Rs. Nil (P.Y.Rs.1,780,970/-)	-	46,453,257.00	52,843,851.59	-

*The Company has not received information from vendors regarding their status under the Micro Small and Medium Enterprises Development Act 2006 and hence disclosure relating to amounts unpaid as at the year end together with interest paid / payable under this Act has not been given.

5. OTHER CURRENT LIABILITIES

(Amount in Rupees)

Particulars	As at March 31, 2014		As at March 31, 2013	
	Non Current	Current	Non Current	Current
Security deposit received	5,229,070.55	-	87,931.20	-
Book overdraft	-	429,043.46	-	-
Advance from holding company	-	-	-	3,191,011.00
Advance from customers and others	-	79,542,591.32	-	53,776,316.61
Other Payables				
Statutory dues payable	-	238,308.00	-	1,935.00
Others	-	11,806.00	-	16,267.00
	5,229,070.55	80,221,748.78	87,931.20	56,985,529.61
Less: Amount disclosed under the head other long term liabilities (refer note no.3)	5,229,070.55	-	87,931.20	-
	-	80,221,748.78	-	56,985,529.61

6. INVENTORIES

(Amount in Rupees)

Particulars	As at March 31, 2014		As at March 31, 2013	
	Non Current	Current	Non Current	Current
Building Material and Consumables	-	-	-	1,325,554.04
Land	-	6,139,764.07	-	6,139,764.07
Project in progress	-	65,082,466.20	-	92,752,947.29
	-	71,222,230.27	-	100,218,265.40

7. TRADE RECEIVABLES

(Amount in Rupees)

Particulars	As at March 31, 2014		As at March 31, 2013	
	Non Current	Current	Non Current	Current
(Unsecured, considered good unless otherwise stated)				
Outstanding for a period exceeding six months from the date they are due for payment	-	-	-	-
Others	-	1,066,524.22	-	9,225,075.07
	-	1,066,524.22	-	9,225,075.07

8. CASH & BANK BALANCES

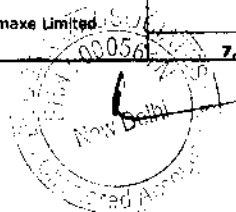
(Amount in Rupees)

Particulars	As at March 31, 2014		As at March 31, 2013	
	Non current	Current	Non current	Current
Cash and cash equivalents				
Balances with banks in current accounts	-	92,383.82	-	2,179,676.38
Cash on hand	-	3,109,015.50	-	2,525,527.00
	-	3,201,399.32	-	4,705,203.38
Other Bank Balances				
Held as margin money	19,000,000.00	11,675,267.00	29,799,574.00	-
	19,000,000.00	11,675,267.00	29,799,574.00	-
Less: Amount disclosed under the head "Other non current assets" (Refer note no. 10)	19,000,000.00	-	29,799,574.00	-
	-	14,876,666.32	-	4,705,203.38

9. LOANS & ADVANCES

(Amount in Rupees)

Particulars	As at March 31, 2014		As at March 31, 2013	
	Non Current	Current	Non Current	Current
(Unsecured, considered good unless otherwise stated)				
Loans & Advances to holding Company *	-	61,597,539.41	-	-
Advances against goods services & others	6,531,000.00	4,458,183.00	6,531,000.00	4,199,618.00
Balance with government/statutory authorities	-	410,905.15	-	68,612.48
Direct taxes refundable (net of provisions)	1,258,031.00	-	3,803,768.00	-
* Due from holding company namely Omaxe Limited.	7,789,031.00	66,466,627.56	10,334,768.00	4,168,230.48



Handwritten signature and scribbles.

10. OTHER ASSETS

(Amount in Rupees)

Particulars	As at March 31, 2014		As at March 31, 2013	
	Non current	Current	Non current	Current
Other bank balances (refer note no.8)	19,000,000.00	-	29,799,574.00	-
Interest accrued on deposits & others	2,520,366.00	22,390.92	874,982.57	-
	21,520,366.00	22,390.92	30,674,556.57	-

11. REVENUE FROM OPERATIONS

(Amount in Rupees)

Particulars	Year ended March 31, 2014	Year ended March 31, 2013
Income from real estate projects	37,227,071.60	1,732,347.07
Income from trading goods	1,099,636.28	-
	38,326,707.88	1,732,347.07

12. OTHER INCOME

(Amount in Rupees)

Particulars	Year ended March 31, 2014	Year ended March 31, 2013
Interest Income		
- on bank deposits	2,825,601.35	2,633,885.53
- others	196,480.00	-
Liabilities no longer required written back (net)	190,729.00	-
Miscellaneous income	3.45	1.45
	3,212,813.80	2,633,886.98

13. COST OF MATERIAL CONSUMED, CONSTRUCTION & OTHER RELATED PROJECT COST

(Amount in Rupees)

Particulars	Year ended March 31, 2014	Year ended March 31, 2013
Inventory at the beginning of the year		
Building materials and consumables	1,325,554.04	1,661,292.02
Land	6,139,764.07	6,139,764.07
	7,465,318.11	7,801,056.09
Add: Incurred during the year		
Land, development and other rights	-	1,200,000.00
Building materials purchases	-	13,532.00
Construction cost	5,009,894.00	206,500.00
Rates and taxes	154,911.00	-
Administration cost	234,722.15	-
Finance cost	375,129.00	-
	5,774,656.15	1,420,032.00
Less: Inventory at the close of the year		
Building materials and consumables	-	1,325,554.04
Land	6,139,764.07	6,139,764.07
	6,139,764.07	7,465,318.11
	7,100,210.19	1,755,769.98

14. CHANGES IN INVENTORIES OF PROJECT IN PROGRESS

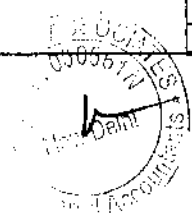
(Amount in Rupees)

Particulars	Year ended March 31, 2014	Year ended March 31, 2013
Inventory at the beginning of the year		
Projects in progress	92,752,947.29	92,429,768.57
	92,752,947.29	92,429,768.57
Inventory at the close of the year		
Projects in progress	65,082,466.20	92,752,947.29
	65,082,466.20	92,752,947.29
Changes in inventories in projects in progress	27,670,481.09	(323,178.72)

15. FINANCE COST

(Amount in Rupees)

Particulars	Year ended March 31, 2014	Year ended March 31, 2013
Interest expenses	375,129.00	-
Other borrowing cost	197,960.00	226,967.00
Bank charges	8,993.00	4,220.00
	582,082.00	231,187.00
Less: Allocated to projects	375,129.00	-
	206,953.00	231,187.00



16. OTHER EXPENSES

(Amount in Rupees)

Particulars	Year ended March 31, 2014	Year ended March 31, 2013
Administrative expenses		
Rent	36,000.00	40,452.00
Rates and taxes	18,236.00	13,824.00
Legal & professional charges	323,044.00	128,232.00
Printing and stationery	16,722.00	1,665.00
Auditors' remuneration	10,000.00	10,000.00
Miscellaneous expenses	4.09	-
	404,006.09	194,173.00
Less: Allocated to projects	234,722.15	-
Total (a)	169,283.94	194,173.00
Selling Expenses		
Business promotion	-	14,837.00
Commission	3,895,294.00	165,699.00
Advertisement and publicity	238,295.00	405,840.00
Total (b)	4,133,589.00	586,376.00
Total(a+b)	4,302,872.94	780,549.00

17. Contingent Liabilities and commitments

(Amount in Rupees)

Particulars	As at March 31, 2014	As at March 31, 2014
Claims against the Company not acknowledged as debts	1,676,580.69	Nil
Bank Guarantees in respect of holding company namely Omaxe Ltd.	78,555,000.00	88,476,000.00
Bank Guarantees given by holding company namely Omaxe Limited on behalf of the company	200,000.00	200,000.00
Corporate Guarantees in respect of holding company namely Omaxe Ltd.	638,400,000.00	561,600,000.00
The Company may be contingently liable to pay damages/interest in the process of execution of real estate projects and for specific non-performance of certain agreements, the amount of which cannot presently be ascertained.	Amount unascertainable	Amount unascertainable

18. Balances of trade receivables, trade payables, current / non-current advances given/ received are subject to reconciliation and confirmation from respective parties. The balance of said trade receivables, trade payables, current / non-current advances given/ received are taken as shown by the books of accounts. The ultimate outcome of such reconciliation and confirmation cannot presently be determined, therefore, no provision for any liability that may result out of such reconciliation and confirmation has been made in the financial statement, the financial impact of which is unascertainable due to the reasons as above stated.

19. Inventories, loans & advances, trade receivables and other current / non-current assets are in the opinion of the management do not have a value on realization in the ordinary course of business, less than the amount at which they are stated in the balance sheet. The classification of assets and liabilities between current and non-current have been made based on management perception as to its recoverability / settlement and other criteria as set out in the revised schedule VI to the Companies Act, 1956.

20. Determination of revenues under 'Percentage of Completion method' necessarily involves making estimates by management for percentage of completion, cost to completion, revenues expected from projects, projected profits and losses. These estimates being of a technical nature have been relied upon by the auditors.

21. EARNING AND EXPENDITURE IN FOREIGN CURRENCY

(Amount in Rupees)

Particulars	Year ended March 31, 2014	Year ended March 31, 2013
Earning in foreign currency	Nil	Nil
Expenditure in foreign currency	Nil	Nil

22. Segment Reporting

The Company is primarily engaged in a single business segment viz. Real Estate and operates in one geographical segment as per accounting standard AS-17 on 'Segment Reporting'.

23. Earnings per share

(Amount in Rupees)

Particulars	Year ended March 31, 2014	Year ended March 31, 2013
Profit after tax	1,550,973.46	1,279,775.79
Numerator used for calculating basic and diluted earnings per share	1,550,973.46	1,279,775.79
Equity shares outstanding as at the year end	2,262,165	2,262,165
Weighted average number of shares used as denominator for calculating basic & diluted earnings per share	2,262,165	2,262,165
Nominal value per share	10/-	10/-
Basic & diluted earning per share	0.69	0.57

24. Auditors' Remuneration

(Amount in Rupees)

Particulars	Year ended March 31, 2014	Year ended March 31, 2013
Statutory audit fee	10,000.00	10,000.00
Total	10,000.00	10,000.00



[Handwritten signature]

25. Related party disclosures

A. Name of related parties:-

(I) Ultimate Holding Company

Gulid Builders Private Limited

(II) Holding Company

Omaxe Limited

(III) Fellow Subsidiary company

Jagdamba Contractors and Builders Limited

Volvo Properties Private Limited

B. Summary of transactions with related parties are as under :

(Amount in Rupees)

Transactions	Holding company	Fellow subsidiary company		Total
	Omaxe Limited	Jagdamba Contractors and Builders Limited	Volvo Properties Private Limited	
A. Transactions made during the year				
Lease rent paid	36,000.00	Nil	Nil	36,000.00
	(36,000.00)	(Nil)	(Nil)	(36,000.00)
Trading Sales	Nil	Nil	1,099,636.28	1,099,636.28
	(Nil)	(Nil)	(Nil)	(Nil)
Income from real estate projects	Nil	Nil	Nil	Nil
	(1,200,000.00)	(Nil)	(Nil)	(1,200,000.00)
Bank guarantee matured	9,921,000.00	Nil	Nil	9,921,000.00
	(Nil)	(Nil)	(Nil)	(Nil)
Corporate guarantee given	150,000,000.00	Nil	Nil	150,000,000.00
	(161,600,000.00)	(Nil)	(Nil)	(161,600,000.00)
Corporate guarantee matured	73,200,000.00	Nil	Nil	73,200,000.00
	(2,000,000,000.00)	(Nil)	(Nil)	(2,000,000,000.00)
Closing balance as at March 31, 2014				
Loans and advances receivable	61,597,539.41	Nil	Nil	61,597,539.41
	(Nil)	(Nil)	(Nil)	(Nil)
Balance payable	Nil	Nil	Nil	Nil
	(9,492,085.59)	(1,780,970.00)	(Nil)	(11,273,055.59)
Bank guarantees given	78,555,000.00	Nil	Nil	78,555,000.00
	(88,476,000.00)	(Nil)	(Nil)	(88,476,000.00)
Bank guarantees received	200,000.00	Nil	Nil	200,000.00
	(200,000.00)	(Nil)	(Nil)	(200,000.00)
Corporate guarantees	638,400,000.00	Nil	Nil	638,400,000.00
	(561,600,000.00)	(Nil)	(Nil)	(561,600,000.00)

Figures in bracket represent those of the previous year.

26. The company has regrouped / reclassified previous year figures where ever necessary to conform to with current year's classification.

The notes referred to above form integral part of financial statements.

As per our report of even date attached

For and on behalf of

Doogar & Associates

Chartered Accountants

Reg.No 000561N

New Delhi

M.S. Agarwal


Partner

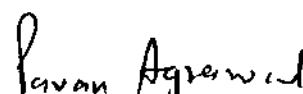
M.No. 86580

Place : New Delhi

Date : 21 MAY 2014

For and on behalf of the Board of Directors


Mukesh Goel
 (Director)
 DIN: 03560939


Pavan Agarwal
 (Director)
 DIN: 02295157